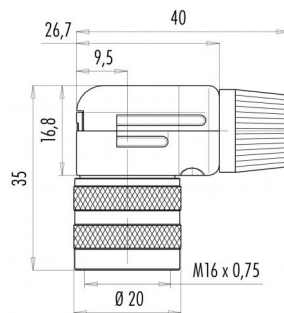


Product description	<b>M16 IP40 female angled connector, Contacts: 24, 6.0 - 8.0 mm, shieldable, solder, IP40</b>
Area	<b>M16 IP40 series 682</b>
Order number	<b>99 0166 12 24</b>

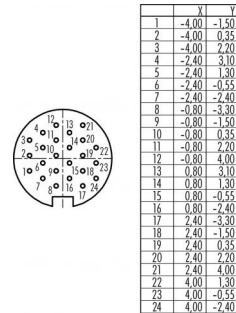
### Illustration



### Scale drawing



### Contact arrangement (Plug-in side)



**You can find the component part drawing and assembly instructions on the next page.**

## Technical data

### General values

Connector design	female angled connector
Connector locking system	screw
Termination	solder
Wire gauge (mm)	0.14 mm <sup>2</sup>
Wire gauge (AWG)	26
Cable outlet	6.0 - 8.0 mm
Upper limit temperature	85 °C
Lower limit temperature	- 40 °C
Customs tariff number	85369010
Packaging Unit	50

### Electrical values

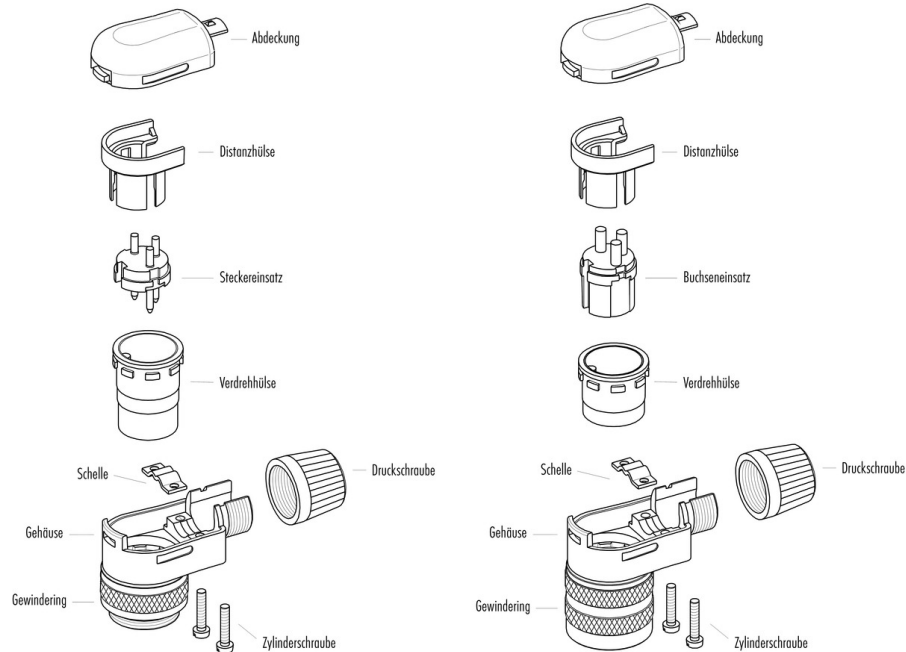
Rated current (40 °C)	1 A
Rated voltage	60 V
Rated impulse voltage	500 V
Pollution degree	I
Overvoltage category	III
Insulating material group	≥ 10 <sup>10</sup> Ω
Insulation resistance	shieldable
EMC compliance	IP40
Degree of protection	> 500 Mating cycles
Mechanical operation	

### Material

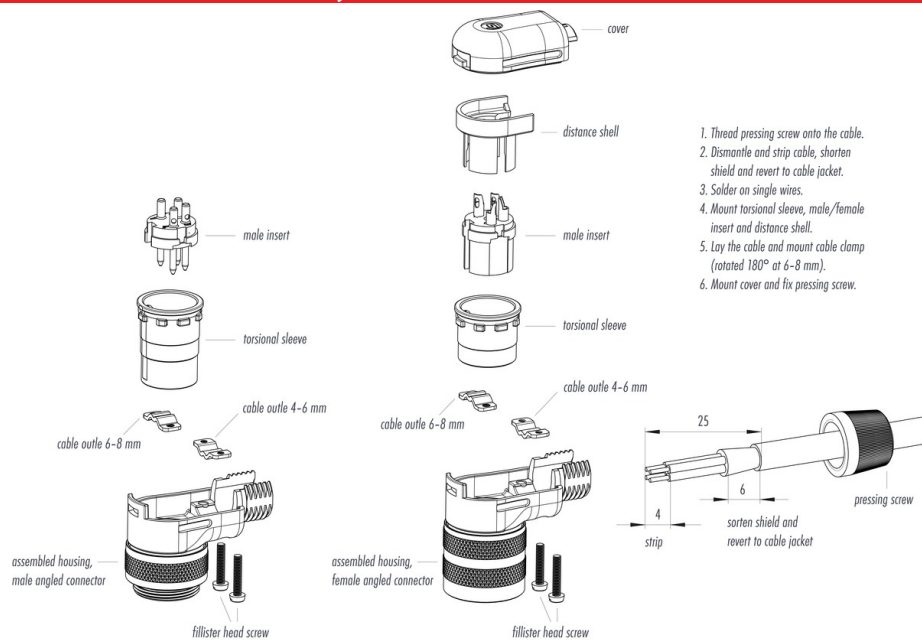
Contact material	CuSn (bronze)
Contact plating	Au (gold)
Contact body material	PBT (UL94 V-0)
Housing material	Zinc die-cast nickel-plated
REACH SVHC	CAS 7439-92-1 (Lead)

Product description	<b>M16 IP40 female angled connector, Contacts: 24, 6.0 - 8.0 mm, shieldable, solder, IP40</b>
Area	<b>M16 IP40 series 682</b>
Order number	<b>99 0166 12 24</b>

### Component part drawing



### Assembly instructions / Panel cut-out



Product description	<b>M16 IP40 female angled connector, Contacts: 24, 6.0 - 8.0 mm, shieldable, solder, IP40</b>
Area	<b>M16 IP40 series 682</b>
Order number	<b>99 0166 12 24</b>

## Security notices

The connectors are designed for use in plant, control system and electrical equipment. The end user is responsible for checking whether the connectors are suitable for use in other applications.

To lock the cable connector to the equipment connector, the threaded ring is tightened until it is 'finger-tight' (approx. 50 cNm).